

Don Young (Storm Windows)

Frames

Frames are made from 100% aluminum and come in either two track or three track, which means if you have one operation sash in your current window you will choose the two track storm window, but if you have double operating sashes choose the three track storm window.

Glass options

Tempered Glass: heat hardened glass that if broken breaks in small pieces, limiting the chance of being severely cut.

Tinted Glass: you can choose from green, grey or bronze tinted glass.


Obscured Glass: this glass is not see through, and is typically used in the bathroom. It allows light in but you cannot see through it.

Frame Colors

Almond
White
Bronze
Mill

Screens


Layout options



Layout one is for any single window placed in the opening. This window can be a picture, two lite slider, three lite slider, double hung, casement, awning or any specialty shaped window.



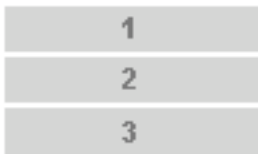
Layout two is for two windows side by side in a single opening. These windows can be double hung, casements or awning.



Layout three has two horizontal windows in a single opening. The standard option is a picture window on top of a two or three lite slider on the bottom. This can be switched to have a two or three lite slider on top with the picture on the bottom.



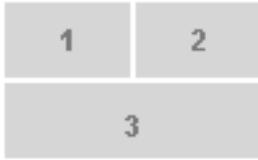
Layout four is for three windows side by side in a single opening. This layout typically has a picture window in the middle with either double hung, casement or awning windows to the side of them.



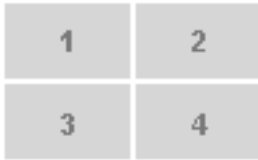
Layout five has three horizontal windows in one opening. The standard layout is a picture window in the middle with a two or three lite slider above and below it.



Layout six has three windows in one opening. The typical layout for this is a picture window on top with two awning windows side by side on the bottom. You can also choose to have a two or three lite slider above two picture or awning windows.



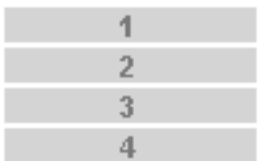
Layout seven has three windows in a single opening. The standard layout for this is two awning windows side by side with a picture window on the bottom. You can also choose to have two awning or picture windows on top of a two or three light slider.



Layout eight has four windows in a single opening. The standard layout for this is two picture windows side by side with two awning windows side by side on the bottom. You can also choose to have four picture or awning windows in this opening.




Layout nine has four windows side by side in a single opening. The standard layout is four double hung windows side by side. You can choose from picture, double hung, casement or awning windows for this opening as well.




Layout ten has four horizontal windows in a single opening. The standard layout is a picture window in the number 1 and 3 spots with a two or three lite slider in the 2 and 4 spots.


Standard Window Types




Single hung: stationary window on top with a vertical operating sash on the bottom.



Double Hung: two vertical operating - sashes one on the top and one on the bottom.



Picture window: full view window with no operating sashes - can be horizontal or vertical.



Two lite slider: two horizontal operating sashes.



Three lite slider: two horizontal operating sashes with a picture window in the middle.

Glass Options

Tempered Glass: heat hardened glass that if broken breaks in small pieces, limiting the chance of being severely cut.

Tinted Glass: you can choose from green grey or bronze tinted glass.

Obscured Glass: this glass is not see through, and is typically used in the bathroom. It allows light in but you cannot see through it.

Frame Colors

Almond

White

Bronze

Mill

Screens

Fiberglass Screen: comes with all storm window units.